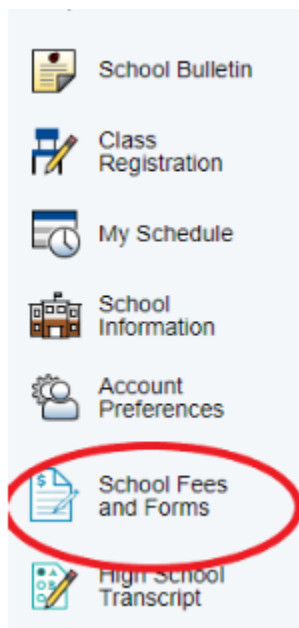




Rycor Account Setup - Parent Login Instructions

Parents with ONLY 7-12 Student

1. Parents of ONLY 7-12 students must access their *Rycor* account through their **Powerschool Parent Portal account**. Sign into your **PARENT** [Powerschool Account](#).
2. To access your Rycor account from Powerschool, click **School Fees and Forms** located in the left side panel.






If you can't access Schools Fees and Forms icon - Make sure you are logged in your PARENT account and not Student account as Fees and Forms will not work from a Students Powerschool Account.

3. In Rycor, you will see your **Summary** tab, and all students attached to your account. You will be able to see your 7-12 student here.

Student ID	Name	Grade	School	Due
STUDENT ID	NAME OF YOUR CHILD	CHILD'S GRADE	St. Peter's Academy (Westport)	\$0.00
			St. Peter's Academy (Westport)	\$0.00

- Click on your Students Name (Next to Summary Tab) to view the account and to complete any forms and pay any fees associated with your child.




Summary

CHILD

CHILD



CHILD'S NAME

Student Number

Grade: GRADE

Due Now


Future Charges

Paid

Completed Forms


There are currently no fees due on this account.

Parent Forms




Acceptable Use of Technology Form

St. Peter's Academy (Westport)



Social Media Consent

St. Peter's Academy (Westport)



Student Demographics Form

St. Peter's Academy (Westport)

- To complete the Parent Forms double click on the form to open and complete the required fields in each of the forms. Click **Submit**
- Click on the Menu to **Sign Out**.