

Nova Central School District

LEARN • DISCOVER • ACHIEVE

Annual Report 2009 - 2010





Nova
Central
School District

LEARN • DISCOVER • ACHIEVE

ANNUAL REPORT 2009-2010





Contents

Chairperson's Message	1
District Overview	3
Shared Commitments	11
Outcome of Strategic Plan Goals and Objectives.....	17
Highlights and Accomplishments	37
Opportunities and Challenges Ahead	47
Financial Operations.....	50
Summary	51
Appendix A: Trustees and Board Committees	52
Appendix B: School Enrollment 2009	54
Appendix C: Audited Statements	56



Chairperson's Message



September 30, 2010

The Honourable Darin King
Minister of Education
Department of Education
Government of Newfoundland and Labrador
P.O. Box 8700
St. John's, NL A1B 4J6

Dear Minister King:

On behalf of the Nova Central School Board of Trustees, I am pleased to submit our Annual Report for 2009-2010. This report has been prepared in accordance with our board's requirements as a category one entity under the Transparency and Accountability Act.

Through its Strategic Plan 2008-2011, our board has made a commitment to student achievement and supporting academic excellence throughout our district. This report covers the second year of this strategic plan, from July 1, 2009 to June 30, 2010 and the four key goals:

1. Improving student achievement at the intermediate level;
2. Enhancing professional development to support student academic achievement, district leadership and employee growth;
3. Improving the use of instructional time for all students; and,
4. Increasing the number of skilled trades programs in district high schools.

We will continue to focus our efforts in these areas to ensure that we meet our goals for 2011.

My signature below indicates our Board's accountability for the results reported for 2009-2010.

A handwritten signature in black ink that reads "John George". The signature is written in a cursive, flowing style.

John George, Chair





District Overview

District Overview

Mandate

The Nova Central School Board is responsible for the implementation of primary, elementary, intermediate and secondary educational services as prescribed by the Department of Education, primarily through the *Schools Act, 1997*. The district offers pre-Kindergarten programs and Kindergarten to Grade 12 school programs to students within its boundaries.

The district serves a mostly rural population, spread over a large geographic area that ranges from Charlottetown in the east, to Westport on the Baie Verte Peninsula, to Harbour Breton on the south coast and to Fogo Island on the north coast. Gander and Grand Falls-Windsor are the two largest towns located in the district.

In 2009-2010 Nova Central School District had 66 schools and 12,493 students.

For a detailed description of the mandate of Newfoundland and Labrador school boards, please refer to Section 75(1) of the *Schools Act, 1997*.

Vision

The vision of the Nova Central School Board is of a community of learners achieving their highest potential in a safe and caring environment.

Mission

By June 30, 2011, the Nova Central School Board has increased the number of students graduating with academic/honours certificates by five per cent (5%) in order to improve students' access to potential post-secondary opportunities requiring a high-school academic certificate.

Measure 1: *Increase in percentage of certificates to improve access*

Indicator: *Comparison of the percentage of June 2006 academic/honours graduates to the June 2011 percentage of academic/honours graduates.*

Values

The core values of the Board are outlined below and explain the character of the organization. They are promoted throughout the Nova Central School District.

Accountability: *Each person fulfills commitments in accordance with defined criteria.*

Caring: *Each person is concerned for the well-being of others.*

Courage: *Each person takes risks by initiating and accepting change.*

Fairness: *Each person provides equitable opportunities for all.*

Honesty: *Each person's actions match his/her words.*

Openness: *Each person is free to voice his/her opinions in the appropriate forum.*

Perseverance: *Each person pursues options until goals are achieved.*

Respect: *Each person acknowledges and considers the opinions of others.*

Location

- Nova Central School District's head office is located at 203 Elizabeth Drive, Gander, NL A1V 1H6
- A regional office is located at 28 Price's Avenue, Grand Falls-Windsor, NL A2A 2J3



Lines of Business

The Nova Central School Board has two lines of business:

1. Programs and Services (Pre-Kindergarten to Grade 12)

One year prior to school entry children are offered an opportunity to become oriented to the Kindergarten environment via the KinderStart Program. The itinerant teacher for the deaf and hard of hearing and the itinerant teacher for the blind and visually impaired provide pre-school intervention to qualified children.

Department of Education prescribed programs are offered based on the core requirements within the Pathways framework. The board offers other Department of Education approved programs based on management criteria and the resource capacity of the district. Pathway Four courses are approved by the school administrator.

Personal and career guidance and counseling are available in all schools. Extra and/or co-curricular programs and activities are available to varying degrees in all schools.

2. Transportation

The Nova Central School Board is responsible for transporting students to and from schools in compliance with Department of Education regulations.

Divisions

Nova Central School Board is managed by a Director of Education and has three operational divisions:

1. Finance and Administration (including technology; maintenance and facilities management; and student transportation)
2. Human Resources
3. Programs (including student support services).

Board of Trustees

The Nova Central School District is governed by a Board of Trustees. The board consists of fifteen (15) members, elected or appointed in accordance with the provision of the *Schools Act, 1997* and pursuant to related election regulations.

School board elections were held in November of 2009. Thirteen trustees were acclaimed or elected to the Board for a four-year term. Two positions remained vacant as of June 30, 2010:

- Zone 8 (consisting of all communities on Fogo Island and Change Islands to Port Albert to Aspen Cove to Ladle Cove to Musgrave Harbour, inclusive).
- Zone 9 (consisting of all communities from Deadman’s Bay to Cape Freels to Pool’s Island to Greenspond to Hare Bay, inclusive).

Individuals may be appointed by the Minister of Education to fill vacant trustee positions.

For a list of the Trustees for the school year 2009-2010, please see Appendix A.

Schools

At the beginning of the 2009-2010 school year, the Nova Central School Board was operating 67 schools throughout the central region. That number was reduced to 66 schools in December 2009, when Memorial Academy in Wesleyville was closed and Kindergarten to grade 6 students from the New-Wes-Valley area began attending the newly renovated Lester Pearson Memorial Academy, also in Wesleyville. The school’s name was subsequently changed to Pearson Academy.

Students

In 2009-2010 students from 170 different communities attended the district’s schools. The student population was as follows:

Number of Male Students 2009 - 2010	Number of Female Students 2009 - 2010	Total Number of Students 2009 - 2010
6,388	6,105	12,493

The student population showed a decline in September of 2009 of 250 students (2%) from the previous 2008-2009 school year, when the student population was 12,743.

Although student numbers continue to drop, the decline has slowed in our district and a number of schools are now experiencing relatively stable populations. A few schools have seen slight increases in their populations.

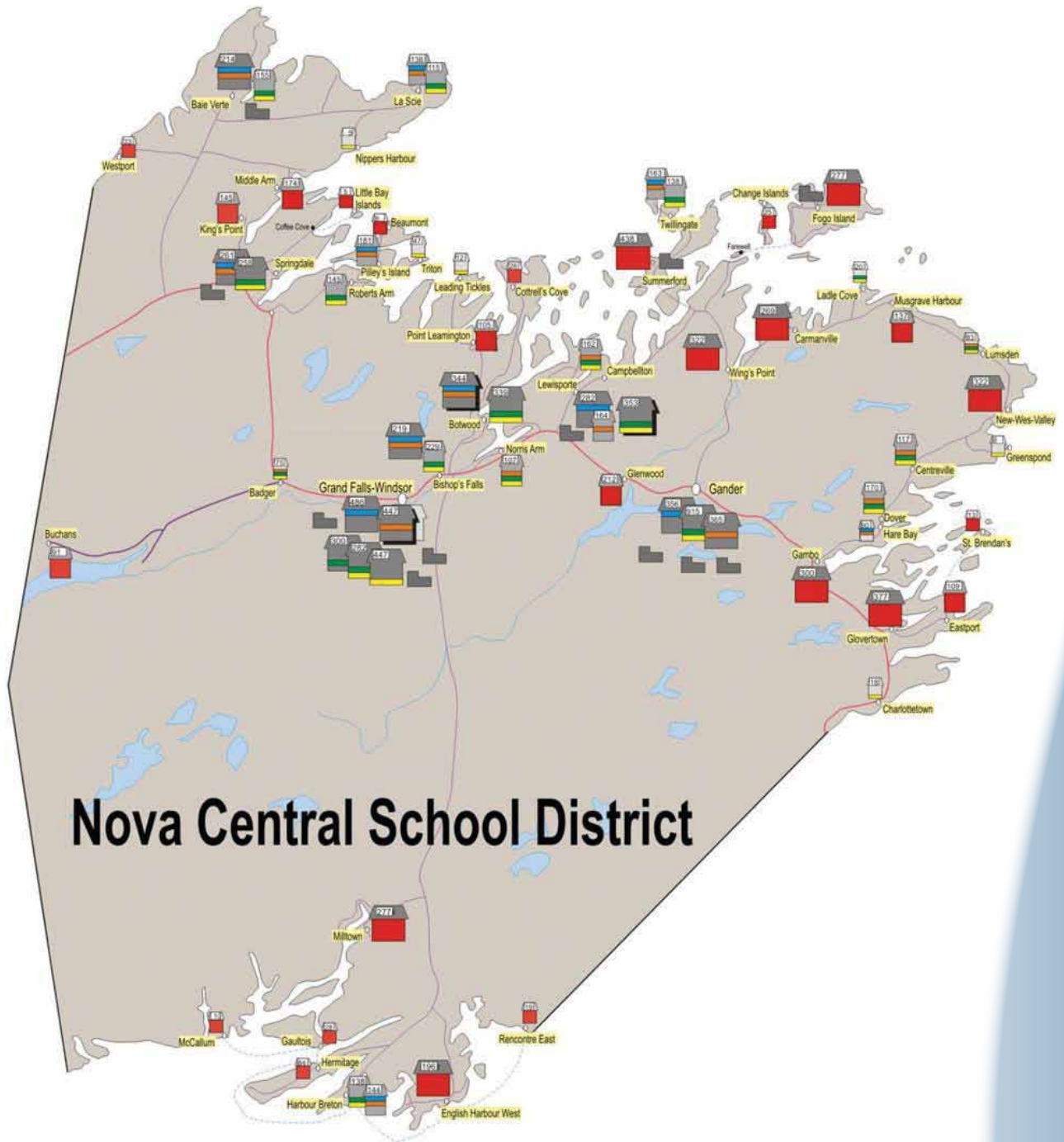
Staff

In 2009-2010, the Nova Central School District had 2490 full-time, part-time and casual employees:

Teaching Staff	Number of Males	Number of Females	Total Number of Employees
Teachers	564	1076	1640
Student Assistants	3	209	212
Sub-Total	567	1285	1852
Support Staff	Number of Males	Number of Females	Total Number of Employees
Managers - District Office	13	10	23
Office Support	9	21	30
Secretaries	0	114	114
Maintenance, Custodial and Cleaning	134	57	191
Bus Drivers /Mechanics	152	37	189
Combined Bus Drivers / Custodial / Maintenance	74	17	91
Sub-Total	382	256	638
TOTAL STAFF	949	1541	2490

The overall number of staff reflects an increase in 2009-2010 over the previous school year [2390], primarily due to an increase in the number of casual support staff hired.

School District Map 2009-2010



Good Spellers

Daily Language Station

Monday	Tuesday	Wednesday	Thursday	Friday

Pictionary

Jana

Alexandra

Marcus

Karson

Dylan

Molly

Megan

Nathaniel

Malik

Logan

Kendra

Breanna

Gabriella

Murphy

Christina

Drew

Kristian

Monica

Tyra

5 Keys to Being a Fluent and Y





Shared Commitments

Shared Commitments

“Something magical happens when you bring together a group of people from different disciplines with a common purpose.”

Mark Stefik, Palo Alto Research Centre Fellow

Community partnerships are fundamental to student success and help the Board to support the strategic directions of the provincial government, as communicated by the Minister of Education, including:

- Improved educational programs and environments respond to constantly evolving demographics; and,
- A qualified and skilled workforce meets the province’s skilled labour demands.

Nova Central School Board’s most significant partnership is with the Department of Education. The Board also partners with other agencies to support early childhood programming, technological resources, student health and well-being, and a number of curriculum-related initiatives.

Department of Education

The Department of Education, Government of Newfoundland and Labrador, and Nova Central School Board share commitments to educational programming and student academic achievement. The department provides funds for infrastructure, personnel and learning resources to enable the board to carry out its mandate. Employees of Nova Central School District also work collaboratively with departmental staff for many different purposes, including:

- Delivery of training and professional development for all staff;
- Development of resources for curriculum delivery;
- Implementation of projects; and,
- Construction and renovation of schools.

The Nova Central School Board aligns its operations with the directions set by the government, as communicated by the Minister of Education.

School Councils

School councils are a critical link between schools and parents and play a key role in reaching out to the broader community. They are established in accordance with the *Schools Act, 1997*.

In 2009-2010, school councils were established in all district schools except in those that were too small to sustain a functioning council. Senior Education Officers with the programs division provided training to school councils upon request. The councils serve in an advisory role to principals regarding school development and student achievement, and contribute to the development of school-based policies.

School council chairpersons also have an opportunity to meet annually with the Director of Education and local school board trustees to identify issues of concern and to receive updates on matters such as the board's strategic plan and district initiatives. Over March and April of 2010, nine sessions were held with over 40 council chairpersons.

Centre for Distance Learning and Innovation

The Centre for Distance Learning and Innovation (CDLI) offers e-learning resources to students in Newfoundland and Labrador. Through CDLI, students are able to access the following:

- intermediate and senior high course content;
- multi-media learning objects that can assist with course review and exam preparation;
- guidance resources; and,
- online tutoring.

CDLI enables students attending small, rural schools to enroll in courses such as Chemistry and Advanced Mathematics. The CDLI classroom provides a variety of ways for students to interact with teachers and each other.

In 2009-2010 CDLI reported 408 course registrations for 268 different students in 36 schools throughout Nova Central School District. The number is down from 2008-2009 when there were 486 registrations.

It is the policy of Nova Central School Board that courses are only offered through distance technology in circumstances where direct instruction is not possible.

Computers for Schools Programs

Computers for Schools refurbishes computers and related equipment donated by governments and businesses and distributes them to schools, libraries and non-profit learning organizations across Canada. In 2009-2010 district technology staff prepared and distributed approximately 670 computers and 300 flat screen monitors from CFS to district schools.

Central Regional Integrated Health Authority

Nova Central School Board continues to partner with *Central Health* to promote healthy eating, active living and being smoke free for all students. Central Health is the regional health authority which provides comprehensive services to the entire population of the central region. The School Health Promotion Liaison Consultant, a shared position between the school district and health authority, is based at the district office and oversees the HSHS initiative.

Canadian Heritage

Through the Canada-Newfoundland and Labrador Agreement for Minority Language Education and Second Official Language Instruction (OLE), Nova Central School Board is able to support quality French language instruction in our schools. Early French Immersion [EFI], Intensive Core French [ICF], Senior High Core French and Expanded Core French programs are offered in various schools throughout the district, and the number of French second language programs continues to grow. The district receives funds to facilitate special student activities and class trips, support a French program specialist position, hire French Immersion teacher aides and provide a variety of resources for the delivery of French Second Language programs.

Department of Human Resources, Labour and Employment

Nova Central School Board continues to partner with the Department of Human Resources, Labour and Employment (HRLE) for a regional career information officer position, based in the regional office in Grand Falls-Windsor. This position provides support to district students regarding career development and labour market information. The district also continues to work with HRLE to access federal funding for Job Creation Project positions (JCP) to support district programs.

Other Community Agencies

The Board partners with a number of other community agencies in order to support student health and well-being. For example:

- Through a partnership with the Kids Eat Smart [KES] Foundation, 46 nutritious breakfast or snack programs are offered throughout our district.
- The YMCA offers a subsidized child care and enrichment program at New World Island Academy in Summerford.
- Family resource programming is offered in several schools, including William Mercer Academy (Dover) and Riverwood Academy (Wing's Point).
- Municipalities and individual schools work together to support recreational activities for children and youth.







Outcome of Strategic Plan Goals and Objectives

Outcome of Strategic Plan Goals and Objectives

“The future depends upon what we do in the present.”

Mahatma Gandhi

Mission

By June 30, 2011, the Nova Central School Board has increased the number of students graduating with academic/honours certificates by five per cent in order to improve students' access to potential post-secondary opportunities requiring a high-school academic certificate.

Measure: *Increase in percentage of certificates to improve access*

Indicator: *Comparison of the percentage of June 2006 academic/honours graduates to the June 2011 percentage of academic/honours graduates.*

Results and Benefits

A comprehensive plan to improve student academic achievement was developed by the Programs Division. Full implementation of the plan is now underway and the evaluation of the full impact of the various strategies may take several years. Each year has seen the development of new initiatives in the district to improve student academic achievement. The district targeted a 2% increase between 2006 and 2008, for students completing an academic/honours program. The grade nine students from 2007 comprise the baseline group for assessing progress and outcomes. This group will be the graduating class in 2011.

In 2008 when public exam results and final marks were analyzed, the district reported an increase of 2.3% over 2006, surpassing its 2% target.

By June 2009, the district had maintained its increase in academic/honours graduates over 2006, although statistics remained at par or slightly below the percentages for June 2008.

As of June 2010, the results were as follows and reflect a significant increase in the number of students graduating with an academic/honours certificate. The trend of an increasing number of students graduating with an academic/honours certificate is evident.

June 2010 Public Exam Results

Graduation Statistics	June 2006	June 2007	June 2008	June 2009	June 2010
Students Eligible To Graduate	1,107	1,174	1,114	1,011	942
Students Graduated	995 (89%)	1,065 (90.7%)	1,025 (92%)	903 (89.3%)	856 (90.87%)
Students Graduated With General Status	460 (46.2%)	496 (46.6%)	450 (44%)	413 (45.7%)	330 (38.55%)
Students Graduated With Honours	173 (17.4%)	197 (18.5%)	226 (22%)	186 (20.6%)	202 (23.60%)
Students Graduated With Academic Status	362 (36.4%)	372 (34.9%)	349 (34%)	304 (33.7%)	324 (37.85%)
Total Students Graduated With Academic / Honours Status	535 (53.8%)	569 (53.4%)	575 (56%)	490 (54.3)	526 (61.45%)



2008-2011 Strategic Plan

The four strategic issues identified in the Board's 2008-2011 Strategic Plan are:

Goal 1: *By June 30, 2011, Nova Central School Board will have improved student achievement at the intermediate level.*

Measure: *Implementation of Plan*

Indicators:

- Improved Criterion Reference Testing (CRT) results for Grade 9 students between June 2008 and June 2011
- Increased resources and supports for students in Grades 7-9
- Increased training in teaching strategies for teachers at the intermediate level.

Goal 2: *By June 30, 2011, Nova Central School Board will have enhanced professional development to support student academic achievement, district leadership and employee growth.*

Measure: *Enhanced Professional Development*

Indicators:

- Developed professional development plan for teaching staff, support staff and managers/administrators.
- Board approved Plan
- Increased professional development resources.

Goal 3: *By June 30, 2011, Nova Central School Board will have improved the use of instructional time for all students.*

Measure: *Enhanced Use of Instructional Time*

Indicators:

- Completed background report on district practices and best practices
- Improved guidelines for district schools on instructional time
- Implemented strategy for effective use of instructional time in Grades 7-12
- Implemented strategy for effective use of instructional time in Grades Kindergarten to 6.

Goal 4: *By June 30, 2011, Nova Central School Board will have increased the number of skilled trades programs available in high schools.*

Measure: *Increased Number of Skilled Trades Programs*

Indicators:

- Increased number of skilled trades programs in June 2011 compared with number in June 2008
- Increased teacher training and resources for skilled trades.

Issue I: Student Academic Achievement

The long-term priorities of Nova Central School Board and staff are student success and improving student academic achievement. For the 2008-2011 Strategic Plan the focus is on the intermediate student and supporting student performance in grades 7-8-9. This goal also supports the strategic directions of government.

Over the three years of this strategic plan, it is intended that a strategy will be developed, piloted and implemented for intermediate students.

During 2008-09, a plan called “*Fostering Ownership of Students, Learning and Environment*” was developed and approved by way of motion at the June 23, 2009 regular meeting of the board. This plan is intended to improve student academic achievement at the intermediate level and includes a district plan, summary of district supports and template for school development plans.

Criterion Reference Testing (CRT) results for grade 6 students (2008-09) will be tracked at the school level over 2008-2011, as they progress through grades 7-8-9, to determine if interventions are working and performance is improving.

Strategies resulting from the plan began to be implemented in the 2009-2010 school year.

Goal 1: *By June 30, 2011, Nova Central School Board will have improved student achievement at the intermediate level.*

Objective 1	Measure	Indicators
By June 30, 2010, Nova Central School Board will have piloted a plan to improve student achievement at the intermediate level at a select number of schools.	Piloted plan	<ul style="list-style-type: none"> Implemented pilot plan at selected schools

Results and Benefits

Implemented pilot plan at selected schools

Through research conducted for this strategic goal, the district identified that in order to have more students graduating from high school with an academic/honours certificate, teaching strategies and supports needed to be strengthened at the intermediate level. It was decided that new strategies would be piloted at a number of schools in the district.

Fifteen schools identified an interest in piloting activities from the plan. They are:

Region	School
1	Valmont Academy (King's Point) Dorset Collegiate (Pilley's Island)
2	Exploits Valley Intermediate (Grand Falls-Windsor) Botwood Collegiate Point Leamington Academy
3	Leo Burke Academy (Bishop's Falls)
4	Lewisporte Academy New World Island Academy (Summerford) Fogo Island Central Academy J.M. Olds Collegiate (Twillingate)
5	St. Paul's Intermediate (Gander) Smallwood Academy (Gambo) Glovertown Academy Pearson Academy (Wesleyville) Holy Cross School (Eastport)

A steering committee, consisting of school administrators, and an intermediate instructional strategies working group were established in 2009-2010. The working group included 28 lead teachers.

The recommendations from *Fostering Ownership of Students, Learning and Environment* are to:

1. **Assist teaching staff to better understand the intermediate learner and to organize the delivery of instruction in ways that enhance relationships between students and teachers, increase students' sense of belonging, and strengthen their capacity for learning.**

Research related to the intermediate learner was shared during sessions with school administrators and teaching staff from pilot schools and a number of instructional strategies sessions were offered throughout the school year. Schools were also asked to conduct a survey to assess students' perceptions of various aspects of school life. The survey is intended to assist schools to improve programs and activities for intermediate students. Schools are also encouraged to facilitate a homeroom concept for intermediate students where possible, to enhance the relationships between students and teachers.

2. **Support schools in implementing instructional practices and programs that create relevant and meaningful learning experiences and respond to the developmental needs of intermediate students.**

- Additional resources are being introduced in pilot schools. Eight new SMART boards were provided to pilot schools in 2009-2010 through the district's Mathematics initiative. These boards were in addition to SMART boards provided to schools on a cost-share basis via other educational initiatives. SMART boards are an interactive tool and support the nature of the intermediate learner. Additional teaching materials and student resources were also made available through the district's Instructional Materials Centre (IMC).
- In order to strengthen the focus on career education at the intermediate level, *Real Game* training was offered to intermediate teachers and *Real Game* kits were provided to pilot schools, including two French Immersion kits.
- Over the past few years, NCS D established *Active Schools* for K-6 students in the district, encouraging 20 minutes of quality physical daily activity (QDPA) on non-Physical Education days. In 2009-2010 the active schools model was expanded to the intermediate pilot schools, and 32 QDPA kits were provided to the schools for grade 7 students. An *Intermediate Student Summit* for Grade 7-8 students was also delivered, with a focus on healthy living.
- Professional development sessions were developed and targeted specifically for teachers and school administrators working with intermediate students. These sessions covered a variety of topics ranging from Inclusion, Differentiated Instruction and Evaluation, to curriculum-related topics. Such topics included sessions offered by the intermediate program specialist on instructional strategies, and in-services focused on Mathematics, Core French, French Immersion, and intermediate technology (power and energy).
- A powerpoint presentation was also developed and used with teaching staff at the intermediate level, to increase awareness about the intermediate learner.

3. Support students and their parents/guardians during the transition from elementary to intermediate grades.

Pilot schools developed or improved upon initiatives to assist with the transition of students from elementary to intermediate grades. Special days were planned when groups of elementary students visited or attended classes at the intermediate school near the end of the year, various fun activities were organized to bring groups of students together, and parent information sessions were held.

A powerpoint presentation and a parent brochure were also developed and distributed to schools, to use with parents/guardians regarding the transition to high school.

4. Promote academic achievement at the intermediate level.

The intermediate program specialist worked with the pilot schools to begin implementing various strategies. This work involved facilitating working groups, visiting schools and classrooms and working directly with teachers and students, as well as meeting with staff teams and partner agencies. The steering committee for the project met on three occasions during the year, and the instructional strategies working group met four times in 2009-2010. Other program specialists with the district facilitated activities targeted to intermediate teachers and students.

Through the pilot project, district and school staff promoted the following key messages with intermediate students and parents:

- Academic success at the intermediate level impacts success at the high school level.
- Academic choices at the intermediate level impact opportunities upon graduation.
- Student attendance is essential in ensuring academic success.

These messages were delivered in a variety of ways, including through parent-teacher meetings, curriculum nights, parent brochure, memos to home and through different school media.

Comments

During the Fall of 2009-2010 there were some delays with the overall implementation of the intermediate plan targeting student academic achievement. The delays resulted from a vacancy in the program specialist position and the impact of the H1N1 pandemic issues. However, as of December 2009, the district was on track to implement the pilot project in the 15 schools as intended. Change is a long-term process and building the capacity at the school level to better support the intermediate learner will take time. The programs division will review the successes and challenges from the first year of implementation and revise strategies accordingly for the 2010-2011 school year.

Objective 3:

By June 30, 2011, Nova Central School Board will have implemented a plan to improve student achievement at the intermediate level throughout the district.

Measure: *Plan implemented*

Indicators:

- Improved CRT results for the cohort of students in grade 9 (2011) over their CRT results in Grade 6 (2008).
- Improved CRT results for students in grade 9 (2011) over the CRT results for students in grade 9 in the previous year (2010).
- Increased resources and supports for students in Grades 7-9.
- Increased training in teaching strategies for teachers at the intermediate level.



Issue 2: Professional Development

“I wanted to convey that unless you project hope for your students, your efforts to teach them to read, write and calculate won’t make a profound difference. A teacher’s task is not only to engage students’ imagination but also to convince them that they are people of worth who can do something in a very difficult world.”

Herb Koh, author of *The Discipline of Hope: Learning from a Lifetime of Teaching* (Simon & Schuster, 1998) in an interview with *Educational Leadership* magazine.

In its 2008-2011 Strategic Plan, the Nova Central School Board has committed to supporting student academic achievement through providing quality professional development and training for all employees. Priorities for training for all employees were identified based on:

- District priorities
- Provincial priorities
- School growth and development plans
- Divisional work plans
- Professional growth plans of individual employees
- Employee surveys.

In the 2008-2009 school year, a long-term professional development strategy was approved by way of motion at the June 23, 2009 regular meeting of the Board.

Goal 2: *By June 30, 2011, Nova Central School Board will have enhanced professional development to support student academic achievement, district leadership and employee growth.*

Objective 1	Measure	Indicator
By June 30, 2010, Nova Central School Board will have begun to implement a professional development plan for all teaching staff	Implemented professional development plan for all teaching staff	<ul style="list-style-type: none"> • Continued to identify areas for professional development. • Begun to implement professional development plan.

Results and Benefits

Continued to identify areas for professional development

As a result of this strategic goal, the programs division has focused on priority areas for professional development and training over 2009-2010 as identified in the plan. For example, 'Differentiated instruction' is now a part of every professional development session offered for teaching staff. In 2009 - 2010, other priorities for professional development included student assessment, intermediate instruction, and the new Mathematics curriculum (to grade 9).

Begun to Implement Professional Development Plan

In October 2009, a district-wide professional development conference was held in Gander (teaching staff) and Grand Falls-Windsor (support staff). The topic of the conference for teaching staff was 'Differentiated Instruction' in various settings. It included a keynote address followed by a half-day session on differentiated instruction, facilitated by teacher leaders. This was followed by a day of planning for differentiated instruction by subject area, again led by district teachers.

The sessions offered to support staff at the Grand Falls-Windsor conference included Crisis Prevention and Intervention (CPI); Protection of Privacy; Respectful Workplace; Occupational Health and Safety; First Aid and CPR; and, Defensive Driving.

Regional school administrators' meetings were held in all five regions of the district during November and December. These meetings covered a wide variety of topics related to administration, policy development, instructional strategies and leadership.

There have also been approximately 250 different in-services and committee meetings facilitated by the programs division for teaching staff. Sessions were offered in student evaluation, Mathematics, French, Fine Arts, SMART board training, English Language Arts, Physical Education and Science. Training was also offered through the student support services sub-division on topics such as assessments, positive behaviour interventions and autism. The total number of teaching staff attendees for conference sessions and other in-services was almost 2600.

Comments

A significant amount of training was offered for district staff in 2009-2010, in line with the board's professional development plan. A highlight was the professional development conference held in October 2009. Although the focus for the past year was on teaching staff, numerous sessions were offered for support staff working with the district.

There were some setbacks in the implementation of professional development at the school level during the first and second quarters of the school year, due to the H1N1 pandemic. We were also unable to offer orientation sessions for new teachers and new school administrators, however, it is expected that we will be able to offer these sessions in the 2010-2011 school year. Orientation for new employees was conducted in other ways (e.g. one-one mentoring, through other in-services and various meetings).

Evaluation of the district conference was carried out and planning for professional development for teaching and support staff for 2010-2011 commenced prior to the end of June 2010.

Objective 3:

By June 30, 2011, Nova Central School Board will have implemented a professional development plan for all employees in the district.

Measure: *Implemented professional development plan for all employees.*

Indicators:

- Implemented professional development plan for all employees.



Issue 3: Effective Use Of Instructional Time

“Time is one of the greatest resources available to the school system, but it must be used constructively if students are to gain the fullest benefit from the hours they spend in the classroom.”

Our Children Our Future. The Royal Commission of Inquiry into the Delivery of Programs and Services in Primary, Elementary, Secondary Education (NL)

Nova Central School Board is concerned about the effective use of instructional time. Many activities impact instruction and considered separately, most are beneficial to students and school culture. However, collectively they create phenomenal pressure on the time actually available to teachers and students to cover the required curriculum. Such activities include picture days, graduations, school celebrations, rehearsals, sporting events, emergency evacuation drills, assemblies, presentations by external groups and so on. Instructional time is also unexpectedly lost due to factors like inclement weather.

In its current strategic plan, the Board has committed to protecting instructional time. This goal also supports the strategic directions of government.

Goal 3: *By June 30, 2011, Nova Central School Board will have improved the use of instructional time for all students.*

Objective 1	Measure	Indicator
By June 30, 2010, Nova Central School Board will have implemented a strategy to ensure effective use of instructional time for students in Grades 7-12.	Implemented strategy	<ul style="list-style-type: none"> Analyzed data and feedback from implementation of guidelines in schools in 2008-2009. Developed and implemented district policy regarding effective use of instructional time. Developed and implemented use of instructional time strategy for Grades 7-12.

Results and Benefits

Analyzed data and feedback from implementation of guidelines in schools in 2008-2009.

During 2009-2010 there was ongoing assessment of the various types of interruptions that impact instructional time. Data was gathered through several methods, including a school administrator survey, on the types of activities impacting instructional time. The data was analyzed on an ongoing basis for both individual schools and at a district level. A half-day conference was also held with all school administrators, soliciting feedback on the protection of instructional time and policy development.

Developed and implemented district policy regarding effective use of instructional time.

The focus on the effective use of instructional time at the district level has led to a heightened awareness by school administrators and teaching staff about the issues.

By the end of June 2009, specific guidelines had been provided to schools for protecting instructional time, managing requests from external agencies and addressing student absenteeism.

As of June 2010 a background discussion paper and draft policy on the effective use of instructional time had been developed and the policy was being implemented. It is intended that the policy will be refined in 2011, following further consultations with school administrators and teaching staff.

Developed and implemented use of instructional time strategy for Grades 7-12.

As of December 2009, a number of strategies had been developed and implementation had begun. While these strategies were primarily targeted to grades 7-12, they were implemented with all schools. These strategies are intended to increase awareness about, and to address, factors impacting instructional time.

These actions are as follows:

1. A district Student Attendance Protocol is in place and each school is now required to implement a strategy to address student attendance issues. There are reporting mechanisms with the district office, and specific steps are taken when students have more than ten unexplained absences from school. There is communication with parents and guardians regarding the importance of school attendance and the negative impact absenteeism can have on student academic achievement.
2. Reporting protocols have been established for administrative and teaching staff required to be away from school.
3. The number of days that teachers can be out of the classroom and/or school for committee work has been limited.

4. All requests for outside agencies to access students during the school day must be approved by the Assistant Director of Education (Programs), in accordance with set criteria.
5. All requests to conduct research and surveys with NCSD students and teaching staff must be approved by the Assistant Director of Education (Programs).
6. Guidelines are being implemented to limit instructional disruptions resulting from the scheduling of mid-term and public exams.
7. The implementation of Positive Behavioural Intervention Supports (PBIS) at more schools ensures a proactive approach to disciplinary issues and a reduction in time lost due to disciplinary issues.
8. Effective use of instructional time is now being incorporated into school development plans, including planning for extra-curricular activities such as sporting events, field trips and graduations.
9. Requests for technology support and assistance have been prioritized to reflect their impact on instruction and to reduce loss of instructional time due to issues.

Comments

The programs division staff are now working with schools to develop school-based strategies, as part of school development plans, to address the use of instructional time. These strategies are intended to provide a consistent definition of instructional time and promote a balance between curriculum-related instruction and other activities, in accordance with district policy and guidelines.

Objective 3:

By June 30, 2011, Nova Central School Board will have implemented a strategy to ensure effective use of instructional time for students in grades Kindergarten to 6.

Measure: *Implemented Strategy*

Indicators:

- Implemented strategy
- Analyzed actions taken

Issue 4: Enhanced Supports For Skilled Trades Programming

Skilled Trades programs introduce students to the technological design process and production using computer hardware and software, as well as practical application of construction design methods. In the 2008-2011 Strategic Plan, the Nova Central School Board committed to maximizing resources provided by the Department of Education to offer Skilled Trades programming wherever possible. This goal also reflects the strategic direction of government to support a qualified and skilled workforce to meet the province's skilled labour demands.

There were nine Skilled Trades programs offered in Nova Central School District during 2007-08. As of June 30, 2009, the district was offering 19 Skilled Trades programs.

Goal 4: *By June 30, 2011, Nova Central School Board will have increased the number of skilled trades programs available in high schools.*

Objective 1	Measure	Indicator
2. By June 30, 2010, the Nova Central School Board will have established two additional skilled trades programs in district high schools.	Increased skilled trades programs in high schools.	<ul style="list-style-type: none"> Increased number of skilled trades programs in June 2010, compared with June 2009. Increased teacher training and resources for skilled trades.

Results and Benefits

Increased number of skilled trades programs in June 2010 compared with June 2009

The district has met its target of increasing the number of Skilled Trades programs in 2010 over 2009. An additional two Skilled Trades programs were established in high schools.

As of June 30, 2010 there were 22 Skilled Trades programs offered in the district. The 22 schools where a Skilled Trades program is now offered are:

1. Baie Verte Collegiate
2. Pearson Academy (Wesleyville)
3. Glovertown Academy
4. Bay D'Espoir Academy
5. Gill Memorial Academy (Musgrave Harbour)
6. Leo Burke Academy (Bishop's Falls)
7. Lakewood Academy (Glenwood)
8. Point Leamington Academy
9. Cape John Collegiate (La Scie)
10. Exploits Valley High School (Grand Falls-Windsor)
11. Fogo Island Central Academy
12. Gander Collegiate
13. J.M. Olds Collegiate (Twillingate)
14. Jane Collins Academy (Hare Bay)
15. King Academy (Harbour Breton)
16. MSB Regional Academy (Middle Arm)
17. Botwood Collegiate
18. Fitzgerald Academy (English Harbour West)
19. Pheonix Academy (Carmanville)
20. Riverwood Academy (Wing's Point)
21. Dorset Collegiate (Pilley's Island)
22. Lakeside Academy (Buchans)

Increased teacher training and resources for skilled trades

Training and resources for teachers who are teaching the Skilled Trades program has increased. The Program Specialist (ICT/e-learning) has primary responsibility for overseeing the implementation of the Skilled Trades programs in schools. During 2009-2010 the Program Specialist completed course planning and recommendations for technology education and skilled trades offerings for schools for September 2010, in conjunction with Department of Education personnel. Nine NCSD teachers and the ICT/ e-learning program specialist also attended a Skilled Trades Energy and Power 3201 in-service in St. John's. The teachers will implement the course in September 2010.

The following training was also offered:

- A three-day in-service was held for teacher participants, focusing on second year course implementation for Skilled Trades.
- 'Intermediate Technology Power and Energy Implementation' in-services.
- A Skilled Trades 1201 in-service.

Comments

Additional sites have been identified for expansion for the Skilled Trades programming, to be implemented as additional funding permits. There was an announcement in the most recent provincial budget for a \$1.2 million extension and Skilled Trades suite for New World Island Academy in Summerford. Work will commence on this extension in the 2010-2011 school year.

The Skilled Trades programs are opening up new opportunities for students across the district and are a valuable addition to our schools. Student and parent response to the program has been very positive.

Objective 3:

By June 30, 2011, Nova Central School Board will have established two additional new Skilled Trades programs in district high schools.

Measure: *Increased Skilled Trades programs in high schools*

Indicators:

- Increased number of skilled trades programs in June 2011, compared with the number in June 2010.
- Increased teacher training and resources for skilled trades.







Highlights and Accomplishments

Who Knew Math Could be so Much Fun?.....



Implementation of the new Mathematics curriculum continued in the district in 2009-2010 for grades 2, 5 and 8, and regular Mathematical instruction for all students was enhanced through a variety of fun and creative learning activities. Eighty students from 11 schools participated in the regional Senior High Mathematics League Competitions, which reinforced problem-solving processes and supported curriculum outcomes. Two school teams placed third and fifth in the provincial competitions. The district's second annual senior high Graphics Design Event was held in May, with 25 advanced, academic and general students participating. Among other activities, students participated in design IT competitions, and the winners received graphing calculators.

The district hosted an Elementary Mathematical Adventure for Small Schools. The two-day event was held at Max Simms Camp and 33 students from grades 4-5-6 participated in hands-on activities such as shape walk, a scavenger hunt and tangram challenge. They also created Mathematical dances using patterns, as well as free-standing structures.

Forty schools also received funding from the Department of Education's Excellence in Mathematics Initiative. Schools facilitated a variety of events such as Mathematics Survivor, Math Olympics, 100th Day Celebrations, Math Mania, Family Math Day, Math Fest and Extreme Makeover Math Edition.

Parlez-vous français...?



Students throughout the district participated in exciting and educational activities designed to promote French as a second language. Grade six students from schools with Intensive Core French [ICF] courses attended camp at Max Simms during the school year. District and school staff members, along with parent volunteers, facilitated six camps. Winter camps revolved around a 'winter carnival' theme, while a spring camp was based on an environmental theme. Schools throughout the district accessed Department of Education funding to support student trips to Quebec and St. Pierre throughout 2009-2010 and approximately 90

students from the district attended summer camps in St. Pierre.

Students from four small schools also participated in an interactive, online French Festival, part of the intermediate project (small schools). Students in grades 7-8-9 from St. Peter's All Grade (McCallum), St. Peter's Academy (Westport), St. Stephen's All Grade (Rencontre East), and Long Island Academy organized a readers' theatre, relay race, café/cooking class and games for the afternoon festival, all of which were facilitated over the internet. It was another great example of the innovative use of technology to enhance curriculum.

Healthy and Active.....



The district continued to promote healthy lifestyles with students. An Intermediate Student Summit was held in October 2009, designed to empower students to assist in making their schools healthier places to learn. Fifty-nine students participated in the event.

QDPA (Quality Daily Physical Activity) continued for primary-elementary students, and in 2009-2010 was introduced in grades 7 and 8 at schools participating in the Intermediate pilot project. For the third year in a row, schools received funding for Living Healthy Commotions and 50 schools organized events on October 9, 2009. The provincial government also supported Olympic Commotions events in schools

on February 26, 2010. A Director's Challenge was also introduced, to encourage students to be more physically active. A banner was awarded to schools in the four grade levels, based on activity minutes recorded per student.

The district continued to support healthy eating in a variety of ways. Classroom activities, healthy snacks, fruit and veggie tasting and many other methods were used to promote good eating habits with students. Parent and school volunteers offered healthy breakfast and snack programs in the majority of our schools.

Nova Central School Board has a smoke free school grounds policy which applies to all schools and other buildings operated by the board.

Charity and Generosity.....



Students and staff at schools throughout Nova Central School District demonstrated the true spirit of giving in the face of the devastating earthquake in Haiti. They ‘passed the hat’, organized telethons, collected money door to door and gathered donations in many other ways. Thousands of dollars were raised to go towards providing food, shelter and fresh drinking water for the earthquake victims.

In the process, many teachers used the opportunity to help their students learn more about Haiti and earthquakes.

In addition to the Haiti fundraisers, students and staff supported many different charitable causes throughout 2009-2010.

Quality Teaching and Learning Environments



Ensuring that we have a qualified, well-trained and professional work force is instrumental in supporting student success. Our Human Resources Division focused its efforts over the past year on assisting the district to meet its goals as outlined in the Strategic Plan.

Enhancements were made to the hiring process including the development of policies for the recruitment,

selection and assignment of staff and implementing more proactive strategies to recruit teaching staff, especially for specific specialist positions. The division also established earlier timelines for completion of the hiring process for new teaching and support staff for 2010-2011. Other initiatives started in 2009-2010 included an electronic hiring package and performance appraisal system for school administrators.


Getting Students There Safely.....



Approximately 85% of the district's students travel to and from school each day by bus. The student transportation sub-division maintained a strong focus on bus safety during the school year, and transportation staff worked with school administrators to promote driver

awareness in school zones and on school parking lots. During 2009-2010, increased training and professional development was offered to bus drivers and a video was developed and used with students in bus evacuation drills throughout the district.

Technological Resources to Support Learning and Communication.....



Nova Central School District has a focus on the use of technology in the classroom and facilitates opportunities for students to gain new skills in this area. Through partnerships, the district has been able to provide late model computers for schools and is also moving forward with the installation of SMART Boards in classrooms. Ten new laptops were also provided to specific schools participating in an Inclusion Pilot Project.

Skilled Trades programming incorporates computer design and fabrication, and Technology Education programs enable intermediate and senior high students to explore current technologies in activity-based settings. Through the Centre for Distance Learning and Innovation

(CDLI), students can access specific intermediate and senior high course content and other resources through interactive e-learning resources.

Twenty-five school websites were moved to the district SharePoint web system to enable homework to be posted for students during the H1N1 outbreak. It is intended that more sites will be added in the next school year.

The district also develops and maintains technological resources to support the business of the district. The technology sub-division updated the main terminal server in 2009-2010 to improve 'remote access' to district files and records, enhancing the capacity for staff to work at other locations and improving security when they do so.

Safe and Well-Maintained Schools...



Nova Central School Board, with funding from the provincial government, continued to move ahead with its long-term plan for infrastructure development in the district. In addition to a number of renovation and remediation projects, substantial work was completed on an expansion at Lester Pearson Memorial Academy in Wesleyville. Memorial Academy was closed and

the students from both schools were brought together at the new 'Pearson Academy' in December 2010. Four modular classrooms were added to Dorset Collegiate in Pilley's Island. Programming enhancements for Skilled Trades were carried out in a number of schools, as well as fire and life safety upgrades.





Opportunities and Challenges Ahead

Opportunities and Challenges Ahead

OPPORTUNITIES

Technology

New technologies present opportunities to better communicate with parents and students and as well, to introduce innovative ways to teach the curriculum. The district will support additional SMART board installation in classrooms where possible and continue to pursue ways to increase our technology information resources and offer curriculum-based, creative activities online as part of the classroom delivery.

Strategic Planning

Nova Central School Board will begin a new strategic planning process in 2010-2011 for the period 2011-2014. This will provide an opportunity to review what has been accomplished in the past and to set a new course for the future.

Partnerships

Nova Central School Board will continue to work with provincial and regional departments and agencies, and school councils, to support student achievement, health and well-being. The board looks forward to developing new partnerships in the coming year.



CHALLENGES

Student Achievement

Considerable resources have been dedicated to achieving our mission and accomplishing our strategic goals with respect to student achievement. However, many factors influence student success and there are ongoing challenges to improving student performance and maintaining those improvements.

Student Populations

While the school district population has stabilized somewhat in recent years, overall it continues to decline, and annually impacts program planning and assignment of staff.

Infrastructure

Considerable maintenance and enhancement work has been completed on our school buildings. However, although our buildings are well-maintained, we are still dealing with older buildings that do not meet modern programming needs. The long-term restructuring plan for the district still includes the closure of some older buildings and the building of new k-12 schools to replace them.

Geography

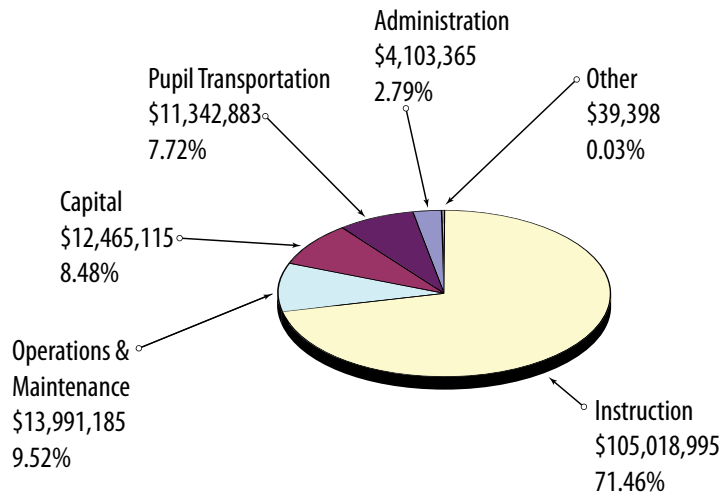
The size of the district and the distance between schools, and between the district and regional clusters of schools, presents significant challenges. The geography impacts the transportation of students, organization of student activities, professional development for staff, and also affects district staff in their efforts to conduct site visits and to work directly with schools.



Finance and Operations 2009 - 2010

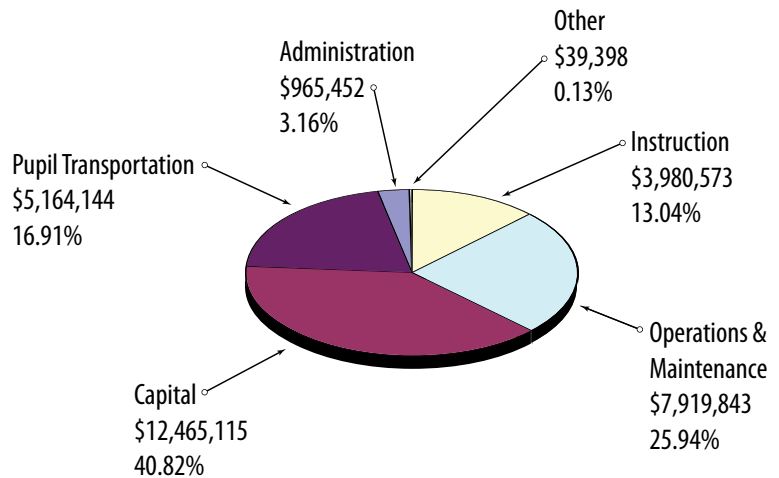
Major Expenditures (Including salaries)

Figure 1 provides an overview of the total expenditures by major category for the year ending June 30, 2010. Included in the expenditures are Salaries and other fixed costs such as electricity, fuel, telephone, municipal service fees, transportation and capital expenditures.



Expenditures (Excluding salaries)

Figure 2 provides an overview of the same period less salary expenditures of \$116,426,416 consisting of \$101,038,422 for instructional salaries and \$15,387,994 for non-instructional salaries.



Summary

Our annual report provides us with an opportunity to look back on the successes and challenges of 2009-2010, and to look ahead to 2010-2011 and the work to be undertaken in the coming school year. Nova Central School Board is pleased with the results from the past year and the progress in the first two years of this strategic plan. We strive to ensure that our students have available to them the best educational programming possible.

Our purpose is to support children and youth in Kindergarten to grade 12 to learn and succeed. We are inspired by our students' creativity, enthusiasm and accomplishments. We will continue to focus on improving academic achievement and look forward to continued progress on the goals in our 2008-2011 Strategic Plan.



Appendix A: Trustees and Board Committees

Board trustees

In the first four months of the 2009-2010 school year, the Nova Central School Board consisted of thirteen trustees. School board elections were held on November 3, 2009 and the following individuals were acclaimed or elected to the new school board:

Zone	Name	Zone Geography
1	Rochelle Lane	All communities on the Baie Verte Peninsula
2	Hardy Sparkes	All communities from Sheppardville to Rattling Brook to Harry's Harbour to Beachside to Little Bay Islands to Miles Cove to Beaumont to Brighton, inclusive
3	Thomas Kendell Elaine Gilbert	All communities from Buchans to Grand Falls-Windsor, inclusive
4	Norris Hemeon Mike Thomas	All communities from Bishop's Falls to Peterview to Leading Ticks to Fortune Harbour, inclusive All communities on Twillingate Island and New World Island to Boyd's Cove, inclusive
5	Hubert Langdon John George	All communities on the Connaigre Peninsula from St. Alban's to Morrisville to Rencontre East to Gaultois to McCallum, inclusive
6	George Tiller	All communities from Norris Arm to Laurenceton to Little Burnt Bay to Comfort Cove to Baytona to Birchy Bay, inclusive
7	Newman Harris	All communities on Twillingate Island and New World Island to Boyd's Cove, inclusive
8	<i>Vacant</i>	All communities on Fogo Island and Change Islands to Port Albert to Horwood to Gander Bay South to Frederickton to Aspen Cove to Ladle Cove to Musgrave Harbour, inclusive
9	<i>Vacant</i>	All communities from Deadman's Bay to Cape Freels to Pool's Island to Greenspond to Hare Bay, inclusive
10	David Oxford	All communities from Gambo to Glovertown to Charlottetown, inclusive, and all communities on the Eastport Peninsula, and St. Brendan's Island
11	Kim Cheeks Kerry Noble	All communities from Benton to Glenwood, inclusive

Board Committees

At the Nova Central School Board Annual General Meeting held on November 24, 2009, elections were held to fill executive positions for the coming year. The following people were elected to the Executive Committee for 2009-2010:

Chair: *Mr. John George of Harbour Breton*

Vice-Chair: *Mr. Hubert Langdon of English Harbour West*

Members-at-Large: *Mr. Kerry Noble of Gander*
Mr. Newman Harris of Summerford
Mr. Hardy Sparkes of Springdale

In addition to an executive committee, trustees were also appointed to three other standing committees of the board and a teacher liaison committee:

Finance and Property Committee	Policy Committee
Hardy Sparkes (Chair) Kerry Noble Norris Hemeon	Kim Cheeks (Chair) Mike Thomas Hubert Langdon
Communications Committee	Teacher Liaison Committee
Elaine Gilbert (Chair) Newman Harris George Tiller David Oxford	Rochelle Lane David Oxford John George George Tiller

Appendix B: School Enrollment 2009

ENROLLMENT BY SCHOOL AGR 2009															
	K	I	2	3	4	5	6	7	8	9	L1	L2	L3	L4	Total
A.R. Scammell Academy	2	1	2	1	2	1	2	1	4	1	2	3	2	1	25
Avoca Collegiate	8	9	9	7	11	9	7	9	6	0	0	0	0	0	75
Baie Verte Academy	19	21	21	24	21	26	23	0	0	0	0	0	0	0	155
Baie Verte Collegiate	0	0	0	0	0	0	0	39	31	39	37	38	29	1	214
Bay d'Espoir Academy	14	22	23	12	25	15	28	19	24	19	26	29	21	0	277
Bayview Primary	1	0	3	1	0	0	0	0	0	0	0	0	0	0	5
Botwood Collegiate	0	0	0	0	0	0	0	53	57	53	67	55	59	0	344
Brian Peckford Elementary	12	11	13	11	0	0	0	0	0	0	0	0	0	0	47
Cape John Collegiate	0	0	0	0	0	0	0	16	20	21	22	29	24	4	136
Centreville Academy	16	10	13	13	8	7	17	7	17	9	0	0	0	0	117
Charlottetown Elem.	6	2	7	3	0	0	0	0	0	0	0	0	0	0	18
Cottrell's Cove Academy	1	2	0	2	1	0	1	5	3	4	2	3	2	0	26
Dorset Collegiate	0	0	0	0	0	0	0	32	33	26	35	30	24	1	181
Exploits Valley High	0	0	0	0	0	0	0	0	0	0	172	143	160	11	486
Exploits Valley Intermediate	0	0	0	0	0	0	0	152	136	159	0	0	0	0	447
Fitzgerald Academy	11	13	7	13	17	8	13	15	22	14	20	20	23	0	196
Fogo Central Academy	22	24	19	14	17	22	17	21	20	18	32	27	24	0	277
Gander Academy	118	139	135	129	129	133	132	0	0	0	0	0	0	0	915
Gander Collegiate	0	0	0	0	0	0	0	0	0	0	136	99	110	11	356
Gill Memorial Academy	10	11	8	8	15	14	5	18	6	10	7	15	10	0	137
Glovertown Academy	16	23	19	25	31	25	30	26	34	37	33	44	34	0	377
Green Bay South Academy	8	9	12	20	37	30	29	0	0	0	0	0	0	0	145
Greenwood Academy	11	12	10	20	19	16	23	14	18	19	0	0	0	0	162
H.L. Strong Academy	0	0	0	0	1	0	0	1	0	0	0	2	1	0	5
Helen Tulk Elementary	31	30	28	31	31	43	35	0	0	0	0	0	0	0	229
Heritage Academy	2	2	1	3	0	0	0	0	0	0	0	0	0	0	8
Hillside Elementary	14	17	14	14	20	19	17	0	0	0	0	0	0	0	115
Hillview Academy	8	11	13	9	9	12	12	12	12	9	0	0	0	0	107
Holy Cross School	10	12	7	6	6	6	9	6	3	7	9	16	9	3	109
Indian River Academy	27	30	49	34	40	39	39	0	0	0	0	0	0	0	258
Indian River High	0	0	0	0	0	0	0	33	37	49	49	50	40	3	261
J.M. Olds Collegiate	0	0	0	0	0	0	0	31	22	27	30	26	27	0	163
Jane Collins Academy	0	0	0	0	0	0	0	0	0	0	34	25	31	0	90
John Watkins Academy	3	7	6	4	9	3	8	8	9	4	5	8	10	0	84

King Academy	0	0	0	0	0	0	0	23	21	22	27	27	24	0	144
Lakeside Academy	4	5	5	8	7	12	6	8	6	8	6	6	10	0	91
Lakewood Academy	22	13	19	20	22	13	15	11	18	15	17	13	14	0	212
Leading Ticks Elementary	4	3	2	3	0	0	0	0	0	0	0	0	0	0	12
Leo Burke Academy	0	0	0	0	0	0	0	33	39	38	35	35	36	3	219
Lester Pearson High	0	0	0	0	0	0	0	25	17	23	42	45	38	0	190
Lewisporte Academy	43	49	50	40	52	61	58	0	0	0	0	0	0	0	353
Lewisporte Collegiate	0	0	0	0	0	0	0	0	0	0	96	91	91	4	282
Lewisporte Intermediate	0	0	0	0	0	0	0	52	54	58	0	0	0	0	164
Long Island Academy	0	0	0	0	0	1	0	1	0	2	2	0	3	0	9
Lumsden Academy	9	8	13	5	10	10	4	7	7	10	0	0	0	0	83
MSB Regional Academy	8	15	11	14	14	11	12	13	13	21	17	10	15	0	174
Memorial Academy, Botwood	48	34	51	43	56	53	54	0	0	0	0	0	0	0	339
Memorial Academy, Wesleyville	15	20	17	18	19	29	14	0	0	0	0	0	0	0	132
Millcrest Academy	0	0	0	0	97	113	90	0	0	0	0	0	0	0	300
New World Island Academy	19	33	31	19	30	39	31	35	36	42	45	44	31	3	438
Phoenix Academy	23	24	14	21	27	7	19	17	19	20	28	23	24	3	269
Point Leamington Academy	3	3	6	4	8	14	10	7	11	5	9	13	11	1	105
Riverwood Academy	21	26	15	24	25	27	35	22	25	23	27	21	29	2	322
Sandstone Academy	4	4	1	4	4	1	2	0	0	0	0	0	0	0	20
Smallwood Academy	17	14	17	22	14	15	23	24	31	26	28	30	32	7	300
Sprucewood Academy	40	24	42	36	40	52	48	0	0	0	0	0	0	0	282
St. Gabriel's All Grade	0	0	1	2	1	1	0	2	1	2	2	1	0	0	13
St. Joseph's Elementary	23	16	13	17	18	23	28	0	0	0	0	0	0	0	138
St. Paul's Intermediate	0	0	0	0	0	0	0	123	134	108	0	0	0	0	365
St. Peter's All Grade	1	0	0	1	1	0	1	1	1	2	1	0	1	0	10
St. Peter's Academy	0	0	5	2	2	5	1	2	3	4	6	3	0	0	33
St. Stephen's All Grade	2	0	1	0	1	3	0	2	1	3	3	0	3	0	19
Twillingate Elementary	15	16	19	19	18	27	24	0	0	0	0	0	0	0	138
Valmont Academy	7	14	8	6	11	8	13	9	13	13	14	18	10	1	145
Victoria Academy	2	3	4	4	0	3	4	4	2	0	1	0	1	0	28
William Mercer Academy	17	15	17	22	14	22	16	20	11	16	0	0	0	0	170
Woodland Primary	124	117	102	104	0	0	0	0	0	0	0	0	0	0	447
TOTALS	841	874	883	862	940	978	955	959	977	986	1124	1042	1013	59	12493

Appendix C. [Audited Statements]

NOVA CENTRAL SCHOOL DISTRICT
AUDITORS' REPORT
FINANCIAL STATEMENTS - JUNE 30, 2010

NOVA CENTRAL SCHOOL DISTRICT

Table of Contents

June 30, 2010

	<u>Page</u>
Auditors' Report	2
Financial Statements:	
Balance Sheet	3
Current Revenues, Expenditures and Board Deficiency	4
Changes in Capital Fund	5
Notes to the Financial Statements	7
Schedules:	
Current Revenues (Schedule 1)	14
Administration Expenditures (Schedule 2)	17
Instruction Expenditures (Schedule 3)	18
Operations and Maintenance Expenditures - Schools (Schedule 4)	19
Pupil Transportation Expenditures (Schedule 5)	20
Ancillary Services (Schedule 6)	21
Miscellaneous Expenses (Schedule 7)	21
Details of Property and Equipment (Schedule 8)	22
Details of Long-term Debt (Schedule 9)	23
Summary of Long-term Debt (Schedule 9A)	25
Schedule of Current Maturities (Schedule 9B)	26
Schedule of Interest Expenses (Schedule 9C)	27
Supplementary Information	28

AUDITORS' REPORT

To the Members of the **Nova Central School District**

We have audited the balance sheet of the current and capital funds of the **Nova Central School District** as at June 30, 2010, and the related statements of current revenues, expenditures and Board deficiency, and statement of changes in capital fund position for the year then ended. These financial statements are the responsibility of the Board's management. Our responsibility is to express an opinion on these financial statements based on our audit.

We conducted our audit in accordance with Canadian generally accepted auditing standards. Those standards require that we plan and perform an audit to obtain reasonable assurance whether the financial statements are free of material misstatement. An audit includes examining, on a test basis, evidence supporting the amounts and disclosures in the financial statements. An audit also includes assessing the accounting principles used and significant estimates made by management, as well as evaluating the overall financial statement presentation.

In our opinion, these financial statements present fairly, in all material respects, the financial position of the Board as at June 30, 2010, and the results of its operations and the changes in its capital financial position for the year then ended in accordance with the basis of accounting and as explained in Note 1 to the financial statements, which is in compliance with reporting requirements established for school boards in the Province of Newfoundland and Labrador by the Department of Education.

As required by Section 66(2) of the Schools Act, 1997, we report that all employees collecting, receiving and depositing cash are adequately bonded.

These financial statements, which have not been, were not intended to be, prepared in accordance with Canadian generally accepted accounting principles, are intended for the information and use of the Board and the Province of Newfoundland and Labrador and may not be appropriate for any other purpose.

Walters Hoffe
Chartered Accountants

Gander, Newfoundland

November 15, 2010

Nova Central School District
Balance Sheet
Year ended June 30

2010

2009

Assets

Current Assets

Cash (Supp. Info 1)	\$ 7,259,977	\$ 5,540,847
Accounts Receivable (Note 2)	12,507,300	12,917,811
Inventory, at cost	-	-
Prepaid Expenses (Supp. Info 3)	652,192	432,517
Total Current Assets	<u>20,419,469</u>	<u>18,891,175</u>

Restricted Cash - Scholarship Contributions 683,123 666,134

Property and Equipment (Sch. 8) 197,710,705 186,026,712

\$ 218,813,297 \$ 205,584,021

Liabilities and Board Equity

Current Liabilities

Bank indebtedness (Note 3)	\$ -	\$ -
Accounts Payable and Accruals (Note 4)	17,348,639	16,581,656
Current Maturities (Sch. 9B)	1,218,241	1,220,741
Total Current Liabilities	<u>18,566,880</u>	<u>17,802,397</u>

Scholarship Contributions 683,123 666,134

Long Term Debt (Sch. 9) 5,190,131 6,408,491

Accrued Support Staff Severance 3,089,962 2,946,438

Accrued Teacher Severance 19,191,399 18,183,084

Board Equity

Investment in Capital Assets (Note 6)	191,302,334	178,397,486
Board Deficiency (Note 8)	(19,210,532)	(18,820,009)

Total Board Equity 172,091,802 159,577,477

Commitments (Note 7)

\$ 218,813,297 \$ 205,584,021

Approved: *John George* Chairperson

[Signature] Treasurer

See accompanying notes.

**Nova Central School District
Statement of Current Revenues, Expenditures and
Board Deficiency**

Year Ended June 30	2010	2009
Current Revenues (Schedule 1)		
Local Taxation		
Provincial Government Grants	\$ 134,502,460	\$ 129,262,585
Donations		
Ancillary Services	36,000	36,000
Miscellaneous	986,002	2,987,697
	<u>\$ 135,524,462</u>	<u>\$ 132,286,282</u>
Current Expenditures		
Administration (Schedule 2)	\$ 4,103,365	\$ 3,921,632
Instruction (Schedule 3)	105,018,995	101,014,625
Operations and Maintenance (Schedule 4)	13,991,185	15,675,335
Pupil Transportation (Schedule 5)	11,342,883	11,118,010
Ancillary Services (Schedule 6)	39,398	39,117
Interest Expense (Schedule 9C)	712	1,327
Miscellaneous Expenses (Schedule 7)	-	-
	<u>134,496,538</u>	<u>131,770,046</u>
23 111		
Excess of Revenue over Expenditure Before Teacher Severance, Funded Management Leave Accrual and Transfer to Capital	\$ 1,027,924	\$ 516,236
Teacher Severance	(1,008,315)	(651,758)
Funded Management Leave Accrual	(443,392)	-
Transfer to Capital	33,260	-
Net Increase (Decrease) in Board Equity	\$ (390,523)	\$ (135,522)
Board Deficit, beginning of period	<u>(18,820,009)</u>	<u>(18,684,487)</u>
Board Deficit, end of period	<u>\$ (19,210,532)</u>	<u>\$ (18,820,009)</u>

See accompanying notes.

**Nova Central School District
Statement of Changes in Capital Fund**

Year ended June 30		2010	2009
70	Capital Receipt		
71	Proceeds from Bank Loans		
011	School Construction	\$ -	\$ -
012	Equipment	-	-
013	Service Vehicles	-	-
014	Pupil Transportation	-	-
015	Other - Energy Performance Contracting	-	-
72	Department of Education Grants		
011	School Construction and Equipment	12,455,994	4,293,110
012	Other	-	-
73	Donations		
011	Cash Receipts	-	-
012	Non-Cash Receipts	-	-
013	Restricted Use	-	-
74	Sale of Capital Assets Proceeds		
011	Land		
012	Buildings	20,122	-
013	Equipment	-	-
014	Service Vehicles	-	1,151
015	Pupil Transportation Vehicles	-	2,425
016	Other		
75	Other Capital Revenues		
011	Interest on Capital Fund Investments		
012	Premiums on Debentures		
013	Recoveries of Expenditures	-	53,462
015	Insurance Proceeds	22,259	-
017	Miscellaneous-Energy Grant	-	52,232
Total Capital Receipts			
77	Transfer from Reserve Account	-	-
78	Transfer to/from Current Fund	(33,260)	-
		<u>\$ 12,465,115</u>	<u>\$ 4,402,380</u>

See accompanying notes.

**Nova Central School District
Statement of Changes in Capital Fund (cont'd)**

Year ended June 30	2010	2009
80 Capital Disbursements		
81 Additions to Property and Equipment		
011 Land and Sites	\$ 44,765	\$ 287,019
012 Buildings	12,211,143	3,329,807
013 Furniture and Equipment - School	105,077	522,234
014 Furniture and Equipment - Other	-	217,150
015 Services Vehicles	95,009	30,843
016 Pupil Transportation	-	-
017 Other	-	-
82 Principal Repayment of Loans		
011 School Construction	-	-
012 Equipment	-	-
013 Services Vehicles	9,121	15,327
014 Other	-	-
83 Miscellaneous Disbursements		
013 Other	-	-
	<u> </u>	<u> </u>
Total Capital Disbursements	<u>\$ 12,465,115</u>	<u>\$ 4,402,380</u>

See accompanying notes.

Nova Central School District

Notes to the Financial Statements

June 30, 2010

1. Summary of Significant Accounting Policies

The accompanying financial statements have been prepared on a fund accounting basis which is generally accepted for School Boards. Fund accounting can be defined as "accounting procedures in which a self-balancing group of accounts is provided for each fund." It is customary for School Boards to account separately for the current and capital funds.

A summary of significant accounting policies adopted by the Board, relating to their use of fund accounting, is as follows:

- a) Grants received by the Board from the Department of Education are recorded in either the current or capital funds depending on the project.
- b) Land, buildings and equipment are recorded in the accounts based on estimated values at January 1, 1997. Additions since that date are recorded at full cost in the capital fund.
- c) The Board does not calculate or record depreciation on any of its fixed assets.
- d) All capital expenditures financed out of current revenue funds are recorded as an expenditure in the current account.
- e) Principal Repayment of Pupil Transportation Loans are recorded as Current Expenditures. All other principal repayment of bank loans are recorded as Capital Expenditures.

Severance Pay

The Board has in effect severance pay policies whereby employees are entitled to a severance payment upon leaving employment with the Board. Under these policies, a permanent employee who has nine (9) or more years of continuous service in the employ of the School Board is entitled to be paid on resignation, retirement, termination by reasons of disability, expiry of recall rights, or in the event of death, to the employee's estate, severance pay equal to the amount obtained by multiplying the number of completed years of continuous employment by his weekly salary to a maximum of twenty (20) weeks pay. This liability for severance pay has been accrued in the accounts for all employees who have a vested right to receive such payments.

Severance pay for teachers is paid through the Department of Education. An amount of \$1,187,358 has been paid during the 2009-10 fiscal period and is included in employee benefits for teachers.

**Nova Central School District
Notes to the Financial Statements**

June 30, 2010

		<u>2010</u>
2.	Accounts Receivable	
	<u>Current</u>	
11	131 Provincial Government Grant	\$ 11,822,591
	132 Transportation	-
	133 Federal Government	324,486
	134 School Taxes	-
	136 Other School Boards	-
	137 Rent	-
	138 Interest	-
	139 Travel Advances, Schools and Misc.	225,945
	<u>Capital</u>	
11	231 Department of Education-Capital Grants	134,278
	233 Local Contributions	-
	234 Other School Boards	-
	235 Other	-
		<u>12,607,300</u>
	Less: Allowance for uncollectible Government grants	<u>-</u>
		<u>\$ 12,507,300</u>

3. Bank Indebtedness - Current

21	131 On Operating Credit	-
	132 On Current Account	-
		<u>-</u>
		<u>\$ -</u>

**Nova Central School District
Notes to the Financial Statements**

June 30, 2010

4. Accounts Payable and Accruals		2010
<u>Current</u>		
21	111 Trade Payables	\$ 512,185
	112 Accrued - Liabilities	889,082
	113 - Interest	-
	114 - Wages	1,403,805
	115 Payroll Deductions	162,730
	116 Retail Sales Tax	-
	117 Deferred Grants	1,144,604
	119 Summer Pay - Teacher	11,752,513
	122 Department of Education	176,134
<u>Capital</u>		
21	211 Trade Payables	-
	212 Accrued - Liabilities	-
	213 - Interest	-
	217 Deferred Grants	1,307,586
	218 Other	-
		\$ 17,348,639

5. Reserve Account - Capital

Description:

Balance, beginning of period	\$	-
Less: Transfer to Capital Fund		-
Add: Transfer from Board Equity		-
Balance, end of period	\$	-

Nova Central School District
Notes to the Financial Statements

June 30, 2010

	<u>2010</u>
5A. Reserve Account - Current	
Description:	
Balance, beginning of period	\$ -
Less: Current Expenditures	<u>-</u>
Add: Transfer from Board Equity	<u>-</u>
Balance, end of period	<u>\$ -</u>

**Nova Central School District
Notes to the Financial Statements**

June 30, 2010

		<u>2010</u>
6. Investment in Capital Assets		
Balance, June 30, 2009		\$ 178,397,486
Transfer of Operating Funds to Capital Fund		(33,260)
Grants - Department of Education-Capital Projects	12,455,994	
- Other	<u>-</u>	12,455,994
Proceeds from Sale of Capital Assets- Buildings		20,122
Federal Government Energy Grant		-
Insurance Proceeds		<u>22,259</u>
		190,862,601
Deduct Adjustments:		
Cost of Assets Sold - Land	-	
- Buildings	520,835	
- School Buses	179,882	
- Service Vehicles-Mtce.	64,287	
- Service Vehicles-Bussing	<u>7,000</u>	<u>772,004</u>
		190,090,597
Add Adjustments:		
Other - Pupil transportation loan payments made by current fund	1,026,307	
Energy Performance loan payments made by current fund	<u>185,430</u>	<u>1,211,737</u>
23 221 Investment in Capital Assets, end of period		<u>\$ 191,302,334</u>

**Nova Central School District
Notes to the Financial Statements**

June 30, 2010

7. Commitments

At the Balance Sheet date, the District had the following commitments:

The District has entered into lease agreements with estimated future payments for the next five years as follows:

2011-\$159,520
2012-\$49,393
2013-\$1,222
2014-\$873
2015-\$0

8. Board Deficiency

Opening Board Deficiency, June 30, 2009	\$ (18,820,009)
Net increase(decrease) in Board Equity (Page 4)	<u>(390,523)</u>
Board Deficiency, June 30, 2010	<u>\$ (19,210,532)</u>

Nova Central School District Notes to the Financial Statements

June 30, 2010

9. Department of Education Receivables and Payables

As at June 30, 2010 the Board has recorded the following receivables from the Province of Newfoundland & Labrador - Department of Education.

Accounts Receivable - Current

Amounts due re: Teacher Summer Pay	\$ 11,752,513
Amounts due re: School Operations	<u>70,078</u>
	<u>\$ 11,822,591</u>

Accounts Receivable - Capital

Amounts due re: Special Incentives	\$ -
Amounts due re: School Construction	<u>134,278</u>
	<u>\$ 134,278</u>

Accounts Payable

Amounts due re: Other	\$ 176,134
Amounts due re: Teachers Payroll	<u>-</u>
	<u>\$ 176,134</u>

**Nova Central School District
Current Revenues**

Schedule 1

Year Ended June 30	2010	2009
Current Revenues		
31 010 Local Taxation		
011 School Taxes		
32 010 Provincial Government Grants		
011 Regular Operating Grants	\$ 21,980,001	\$ 21,744,440
012 Special Grants (Details on bottom of Schedule 1)	1,755,494	671,047
013 Payroll Tax	1,687,583	1,609,839
Salaries and Benefits		
017 Directors and Assistant Directors	1,295,202	1,149,738
021 Regular Teachers	90,157,795	87,239,895
021 Student Assistants	2,552,411	2,502,164
022 Substitute Teachers	4,114,444	3,563,960
030 Pupil Transportation		
031 Board Owned	9,314,800	9,157,653
032 Contracted	1,139,603	1,128,353
033 Special Needs	505,127	495,496
	<u>134,502,460</u>	<u>129,262,585</u>
33 010 Donations		
012 Cash Receipts	-	-
013 Non Cash Receipts	-	-
014 Restricted Use	-	-
34 010 Ancillary Services	-	-
011 Revenue from Rental of Residences	-	-
015 Interest on Schools	-	-
021 Revenues from Rental of Schools and Facilities (Net)	-	-
022 Internally Generated Funds - Snow Clearing and Other Incentives	36,000	36,000
031 Cafeterias	-	-
032 Other	-	-
	<u>36,000</u>	<u>36,000</u>

**Nova Central School District
Current Revenues**

Schedule 1 (cont'd)

Year Ended June 30		2010	2009
Current Revenues			
35	010	Miscellaneous	
	011	Interest on Investments	25,736
	012	Bus Charters	305,658
	021	Recoveries of Expenditures	491,032
	051	Insurance Proceeds	9,068
	081	Miscellaneous Federal Grant	59,648
	091	Textbooks	-
	092	Sundry	94,870
			<u>986,002</u>
36	011	Transfer from Capital	2,987,697
		Total Current Revenues	<u>\$ 135,524,462</u>
			<u>\$ 132,286,282</u>

**Nova Central School District
Current Revenues**

Schedule 1 (cont'd)

Year Ended June 30	2010	2009
Special Grants		
French Monitor	\$ 60,657	\$ 42,497
French Immersion	5,409	-
French Teacher Aide	36,528	43,038
French Supplementary Materials	46,864	-
CFT Teacher TP - French	-	15,058
CFT Administration TP - French	-	2,910
French - ICF Resources	5,888	5,445
French - ICF Follow up	-	486
St. Pierre Trips	62,102	49,577
French - Recruitment and Training	7,911	4,874
French Camps	58,537	77,714
Kinderstart	17,800	2,767
Tutoring/Work Experience	41,947	37,335
Tutoring/Work Experience - CDLI	38,191	33,254
CDLI	105,963	56,117
Fine Arts	6,691	-
Positive Behaviours	14,681	34,205
Cultural Connections - PD	-	60,000
Early Childhood	9,415	1,586
Teacher Induction	-	1,500
Math Initiatives	43,488	33,199
Math Leadership	-	16,803
Math Research	-	21,234
Art Works Conference	32,772	-
Numeracy Support	30,616	30,180
Provincial Drama Festival	-	46,100
Healthy Schools	78,159	31,196
Training Initiatives-Special Education	87,732	21,370
French Intermediate Small Schools	2,897	-
Apprenticeship Scholarships	5,000	-
Multi-Age Handbook	2,794	2,602
International Student Fund	5,000	-
Music Equipment	128,242	-
Apprenticeship Program (Salaries)	88,446	-
Intermediate Library Initiative	25,850	-
Enhanced Inspections	55,110	-
Whiteboards	140,578	-
Bus Depots - Life Safety Projects	95,431	-
School Board Elections	29,524	-
Miscellaneous Repairs and Maintenance	385,271	-
	<u>\$ 1,755,494</u>	<u>\$ 671,047</u>

**Nova Central School District
Administration Expenditures**

Schedule 2

Year Ended June 30	2010	2009
51 011 Salaries and Benefits - Director and Assistant Directors	\$ 1,296,335	\$ 1,149,738
012 Salaries and Benefits - Board Office Personnel	1,813,383	1,705,616
013 Office Supplies	60,159	64,675
014 Replacement Furniture and Equipment	33,060	69,386
015 Postage	45,389	43,990
016 Telephone	93,537	114,268
017 Office Equipment Rentals and Repairs	30,301	32,429
018 Bank Charges	359	446
019 Electricity	143,947	134,881
021 Fuel	-	3,426
022 Insurance	4,548	4,548
023 Repairs and Maintenance (Office Building)	48,500	58,849
024 Travel	109,651	142,168
025 Board Meeting Expenses	60,679	60,814
026 Election Expenses	29,524	-
027 Professional Fees	84,403	104,918
028 Advertising	59,106	58,563
029 Membership Dues	70,921	67,498
031 Municipal Taxes	41,483	38,639
034 Miscellaneous	49,885	41,424
035 Payroll Tax	28,195	25,356
Total Administration Expenditures	\$ 4,103,365	\$ 3,921,632

**Nova Central School District
Instruction Expenditures**

Schedule 3

Year Ended June 30	2010	2009
52 010 Instructional Salaries (Gross)		
011 Teachers' Salaries - Regular	\$ 76,252,442	\$ 73,333,924
012 - Substitute	4,248,234	3,447,732
013 - Board Paid	-	-
013 - Student Assistants	2,478,764	2,451,817
014 Augmentation		
015 Employee Benefits	13,907,090	13,905,971
016 School Secretaries - Salaries and Benefits	2,388,823	2,377,790
017 Payroll Tax	1,729,257	1,648,502
018 IMC Salary	33,812	24,572
	<u>\$ 101,038,422</u>	<u>\$ 97,190,308</u>
52 040 Instructional Materials		
041 General Supplies	\$ 818,721	\$ 785,431
042 Library Resource Materials	85,204	92,021
043 Teaching Aids	463,848	553,318
044 Curriculum Initiatives	-	-
	<u>\$ 1,367,773</u>	<u>\$ 1,430,770</u>
52 060 Instructional Furniture and Equipment		
061 Replacement	\$ 782,371	\$ 803,387
062 Rentals and Repairs	229,960	246,895
	<u>\$ 1,012,331</u>	<u>\$ 1,050,282</u>
52 080 Instructional Staff Travel		
081 Program Co-ordinators	\$ 72,447	\$ 79,894
082 Teachers' Travel	286,325	275,403
083 Inservice and Conferences	148,113	224,069
	<u>\$ 506,885</u>	<u>\$ 579,366</u>
090 Other Instructional Costs		
52 091 Postage and Stationary		
092 Miscellaneous	\$ 1,093,584	\$ 763,899
	<u>\$ 1,093,584</u>	<u>\$ 763,899</u>
	<u>\$ 105,018,995</u>	<u>\$ 101,014,625</u>

Nova Central School District
Operations and Maintenance Expenditures - Schools

Schedule 4

Year Ended June 30	2010	2009
53 011 Salaries and Benefits - Janitorial	\$ 3,825,286	\$ 3,783,446
012 Salaries and Benefits - Maintenance	2,167,854	2,122,994
013 Payroll Tax	78,202	123,374
014 Electricity	3,062,981	3,337,779
015 Fuel	656,601	618,910
016 Municipal Service Fees	282,762	241,566
017 Telephone	385,028	355,880
018 Vehicle Operating and Travel	166,325	185,276
019 Janitorial Supplies	311,411	306,010
021 Janitorial Equipment	88,072	98,873
022 Repairs and Maintenance - Building	1,262,331	2,129,050
023 - Equipment	4,427	14,183
024 Contracted Services - Janitorial	277,565	247,909
025 Snow Clearing	463,639	599,277
027 Other	958,701	1,510,808
Total Operations and Maintenance Expenditures	\$ 13,991,185	\$ 15,675,335

**Nova Central School District
Pupil Transportation Expenditures**

Schedule 5

Year Ended June 30	2010	2009
54 010 Operation and Maintenance of Board Owned Fleet		
011 Salaries and Benefits - Administration	\$ 218,780	\$ 213,002
012 Salaries and Benefits - Drivers and Mechanics	5,861,084	5,581,345
013 Payroll Tax	98,875	87,957
014 Debt Repayment - Interest	77,609	189,072
015 - Principal	1,026,309	1,026,309
016 Bank Charges	-	-
017 Gas and Oil	1,114,323	1,065,116
018 Licences	107,790	109,033
019 Insurance	106,450	106,375
021 Repairs and Maintenance - Fleet	653,101	571,465
022 - Building	60,088	61,885
023 Tires and Tubes	89,327	81,206
024 Heat and Light	65,290	71,439
025 Municipal Services	8,768	7,881
026 Snow Clearing	31,825	35,200
027 Office Supplies	21,000	21,564
029 Travel	11,877	16,114
031 Professional Fees	7,500	7,500
032 Miscellaneous	85,850	185,853
033 Telephone	52,307	55,845
	<u>\$ 9,698,153</u>	<u>\$ 9,494,161</u>
54 040 Contracted Services		
041 Regular Transportation	1,139,603	\$ 1,128,353
042 Handicapped	505,127	\$ 495,496
	<u>1,644,730</u>	<u>1,623,849</u>
Total Pupil Transportation Expenditures	<u>\$ 11,342,883</u>	<u>\$ 11,118,010</u>

**Nova Central School District
Ancillary Services and Miscellaneous Expenses**

Year Ended June 30		2010	2009
<u>Ancillary Services</u>			<u>Schedule 6</u>
55	Ancillary Services		
011	Operations of Teachers' Residence	\$ -	\$ -
013	Janitorial	-	-
031	Cafeterias	39,398	39,117
032	Other	-	-
		<u>\$ 39,398</u>	<u>\$ 39,117</u>
<u>Miscellaneous Expenses</u>			<u>Schedule 7</u>
The Board has incurred the following miscellaneous expenses:			
57	001 Miscellaneous	-	-
		<u>\$ -</u>	<u>\$ -</u>

**Nova Central School District
Details of Property and Equipment**

Schedule 8

Year Ended June 30, 2010

	Balance June 30, 2009	Adjustment/ Transfer Current Year	Additions 2010	Disposals 2010	Balance June 30, 2010
Land and Sites					
12 210 Land and Sites					
211 Land and Sites	2,717,905	-	44,765	-	2,762,670
12 212 Land Improvements	2,717,905	-	44,765	-	2,762,670
Buildings					
12 220 Buildings					
221 Schools	140,615,102	-	12,020,731	520,835	152,114,998
222 Administration	4,708,518	-	190,413	-	4,898,931
223 Residential	-	-	-	-	-
224 Recreation	-	-	-	-	-
225 Other - Maintenance	136,323	-	-	-	136,323
	145,459,943	-	12,211,144	520,835	157,150,252
Furniture & Equipment					
12 230 Furniture & Equipment					
231 Schools	20,259,754	-	105,078	-	20,364,832
232 Administration	2,023,839	-	-	-	2,023,839
233 Residential	-	-	-	-	-
234 Recreation	-	-	-	-	-
235 Other - Maintenance	14,728	-	-	-	14,728
	22,298,321	-	105,078	-	22,403,399
Vehicles					
12 240 Vehicles					
241 Service Vehicles	244,966	-	95,009	64,287	275,688
Pupil Transportation					
12 250 Pupil Transportation					
251 Land	60,817	-	-	-	60,817
252 Building	853,699	-	-	-	853,699
253 Vehicles - Buses	14,093,333	-	-	179,881	13,913,452
254 - Service	227,888	-	-	7,000	220,888
255 Equipment	69,840	-	-	-	69,840
256 Other	-	-	-	-	-
	15,305,577	-	-	186,881	15,118,696
Miscellaneous Capital Assets					
12 260 Miscellaneous Capital Assets					
261 Other	-	-	-	-	-
Total Property & Equipment	\$186,026,712	\$ -	\$12,455,996	\$ 772,003	\$ 197,710,705

Land, buildings and equipment have been recorded in the accounts at estimated values at January 1, 1997. Additions since that date have been recorded at cost. Lands and sites on which some of the buildings are erected are vested in the former school boards or denominational education councils or churches. All real and personal property used for the purpose of education by Nova Central School District will be subject to the terms and conditions contained in Section 84 of the 1997 Schools Act.

**Nova Central School District
Details of Long Term Debt**

Schedule 9

Year Ended June 30, 2010

Bank loans, mortgages and debentures, approved by the Board and the Government of Newfoundland and Labrador

22 210 Loans Other Than Pupil Transportation

Ref.#

211 Bank Loans		
___ Repayable \$ 15,452 monthly, maturing 2015	\$	784,238
___ Repayable \$ _____ monthly, maturing		-
___ Repayable \$ _____ monthly, maturing		-
___ Repayable \$ _____ monthly, maturing		-
___ Repayable \$ _____ monthly, maturing		-
Total 211	\$	<u>784,238</u>
212 Mortgages		
___ Repayable \$ _____ monthly, maturing		-
___ Repayable \$ _____ monthly, maturing		-
___ Repayable \$ _____ monthly, maturing		-
Total 212		<u>-</u>
213 Vehicles		
___ Repayable \$ 555.10 monthly, maturing 2011		<u>7,674</u>
Total 213		<u>7,674</u>
Subtotal		<u>791,912</u>
215 Less: Current Maturities		<u>191,931</u>
Total Loans Other Than Pupil Transportation	\$	<u>599,981</u>

**Nova Central School District
Details of Long Term Debt**

Schedule 9 (cont'd)

Year Ended June 30, 2010

<u>##</u>	<u>Ref.#</u>		
22	220	Loans - Pupil Transportation	
	221	Vehicle Bank Loans	
		Prime-1% Repayable \$2,677 monthly, maturing <u>2011</u>	\$ 24,093
		Prime-1% Repayable \$1,537 monthly, maturing <u>2011</u>	24,595
		Prime-1% Repayable \$3,648 monthly, maturing <u>2012</u>	83,897
		Prime-1% Repayable \$6,277 monthly, maturing <u>2013</u>	232,252
		Prime-1% Repayable \$1,125 monthly, maturing <u>2014</u>	59,636
		Prime-1% Repayable \$2,914 monthly, maturing <u>2015</u>	166,194
		Prime-1% Repayable \$3,794 monthly, maturing <u>2016</u>	288,352
		Prime-1% Repayable \$1,549 monthly, maturing <u>2011</u>	6,195
		Prime-1% Repayable \$2,083 monthly, maturing <u>2011</u>	22,917
		Prime-1% Repayable \$5,211 monthly, maturing <u>2011</u>	57,321
		Prime-1% Repayable \$2,090 monthly, maturing <u>2013</u>	75,250
		Prime-1% Repayable \$2,738 monthly, maturing <u>2014</u>	131,402
		Prime-1% Repayable \$2,793 monthly, maturing <u>2015</u>	159,218
		Prime-1% Repayable \$1,084 monthly, maturing <u>2016</u>	81,303
		Prime-1% Repayable \$ 21,563 monthly, maturing <u>2017</u>	1,832,860
		Prime-1% Repayable \$ 24,443 monthly, maturing <u>2019</u>	2,370,975
		Subtotal	<u>5,616,460</u>
		223 Less: Current Maturities	<u>1,026,310</u>
		Total Loans - Pupil Transportation	<u>4,590,150</u>
		Total Long Term Debt	<u>\$ 5,190,131</u>

**Nova Central School District
Summary of Long Term Debt**

Schedule 9A

June 30, 2010

<u>Description</u>	<u>Ref.#</u>	<u>Rate</u>	<u>Balance June 30 2009</u>	<u>Loans Obtained During Period</u>	<u>Principal Repayment for Period</u>	<u>Balance June 30 2010</u>
A) 1. School Construction		Prime - 1%	\$ -	\$ -	\$ -	\$ -
2. Restructuring		Prime - 1%	-	-	-	-
B) Equipment			-	-	-	-
C) Service Vehicle			16,794	-	9,120	7,674
D) Other - Energy Performance Contracting		Prime - 1%	969,668	-	185,430	784,238
E) Pupil Transportation		Prime - 1%	6,642,770	-	1,026,310	5,616,460
Total Loans			\$ 7,629,232	\$ -	\$ 1,220,860	\$ 6,408,372
Less: Current Maturities			1,220,741			1,218,241
Total Loans			\$ 6,408,491	\$ -	\$ 1,220,860	\$ 5,190,131

**Nova Central School District
Schedule of Current Maturities**

Schedule 9B

June 30, 2010

Description	<u>2011</u>	<u>2012</u>	<u>2013</u>	<u>2014</u>	<u>2015</u>
A) School Construction	\$ 185,431	185,431	185,431	185,431	42,514
B) Equipment	-	-	-	-	-
C) Service Vehicles	6,500	1,174	-	-	-
D) Other	-	-	-	-	-
E) Pupil Transportation	<u>1,026,310</u>	<u>869,629</u>	<u>825,852</u>	<u>825,852</u>	<u>825,852</u>
Total	<u>\$ 1,218,241</u>	<u>\$ 1,056,234</u>	<u>\$ 1,011,283</u>	<u>\$ 1,011,283</u>	<u>\$ 868,366</u>

**Nova Central School District
Schedule of Interest Expenses**

Schedule 9C


<u>Year Ended June 30</u>	<u>2010</u>	<u>2009</u>
<u>Description</u>		
012 Capital		
School Construction Restructuring	\$ -	0
Equipment	-	-
Service Vehicles	411	1,169
Other	-	-
Pupil Transportation	-	-
Total Capital	411	1,169
013 Current - Operating Loans	-	-
- Supplier Interest Charges	301	158
Total Current	301	158
Total Interest Expense	\$ 712	\$ 1,327

**Nova Central School District
Supplementary Information**

Year Ended June 30		2010	2009
1. Cash			
 <u>Current</u>			
11 110	Cash on Hand and in Bank		
111	Cash on Hand	\$ 700	\$ 835
112	Bank - Current	7,013,471	5,434,647
114	- Teachers' Payroll	8,387	12,875
115	- Support Staff Payroll	237,419	92,490
 <u>Capital</u>			
11 210	Cash on Hand and in Bank	-	-
211	Cash on Hand	-	-
212	Bank - Current	-	-
213	- Savings	-	-
214	- Other	-	-
Total Cash on Hand and in Bank		<u>\$ 7,259,977</u>	<u>\$ 5,540,847</u>
2. Short Term Investments			
 <u>Current</u>			
11 121	Term Deposits	\$ -	\$ -
122	Canada Savings Bonds	-	-
123	Other	-	-
 <u>Capital</u>			
11 221	Term Deposits	-	-
222	Canada Savings Bonds	-	-
223	Other	-	-
Total Short Term Investments		<u>\$ -</u>	<u>\$ -</u>

**Nova Central School District
Supplementary Information (Con't)**

Year Ended June 30		2010	2009
3.	<u>Prepaid Expenses</u>		
	<u>Current</u>		
11	141 Insurance		
	142 Municipal Service Fees	\$ 158,620	122,408
	143 Supplies		
	144 Other - WHSCC	359,468	228,701
	- Travel		
	- Miscellaneous	134,104	81,408
	<u>Capital</u>		
11	241 Other (School Buses)		
		<u>\$ 652,192</u>	<u>\$ 432,517</u>



203 Elizabeth Drive, Gander, NL A1V 1H6
Ph: (709) 256-2547; Fax: (709) 651-3044
Email: info@ncsd.ca
Website: www.novacentral.ca